



# National Percentile Group Summary

## High School Placement Test

SAMPLE SCHOOL (ZZ026)

Date: 11/19/16

Form: 2F

Grade: 08 Section:



### Scholastic Testing Service, Inc.

### My Group's Performance

#### Score Data

<b>Number Tested</b>	<b>210</b>
<b>Average CSQ</b>	<b>113</b>
<b>CMP NP 95+</b> Number of students with a Composite NP of 95 or above	<b>25</b>
<b>CMP NP 90-94</b> Number of students with a Composite NP between 90-94	<b>13</b>


#### Median National Percentile (Composite Score)



#### Average Standard Scores

Verbal Skills	<b>541</b>
Quantitative Skills	<b>571</b>
Total Cognitive Skills	<b>553</b>
Reading	<b>530</b>
Math	<b>541</b>
Language	<b>508</b>
Total Basic Skills	<b>524</b>
Composite	<b>535</b>

#### Percentage of Students at Each Performance Level



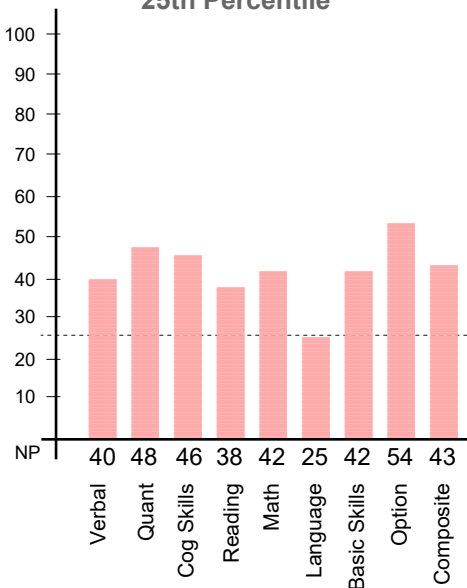
#### Percentile Charts

Compare the median performance of the lower half of your group (Q1) to the 25th national percentile.

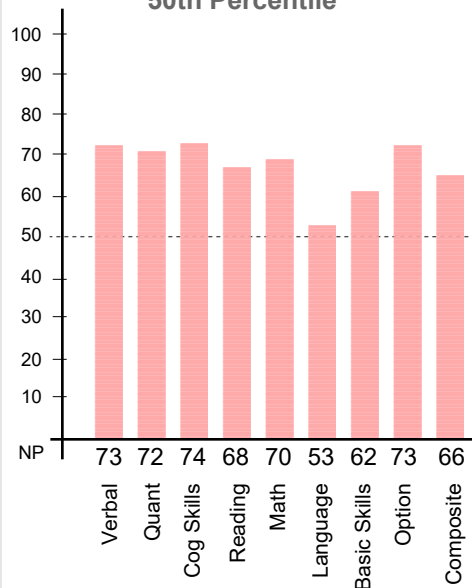
Compare the median performance of your group to the 50th national percentile.

Compare the median performance of the upper half of your group (Q3) to the 75th national percentile.

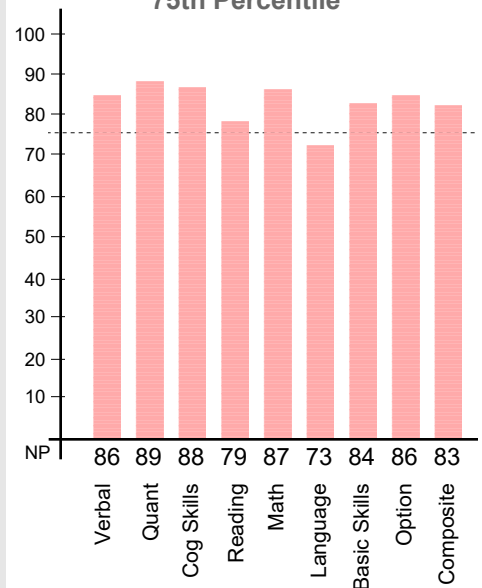
#### 25th Percentile



#### 50th Percentile



#### 75th Percentile



CMP = Composite Score    CSQ = Cognitive Skills Quotient    NP = National Percentile    Q1 = First Quartile    Q3 = Third Quartile

Note that the Option test is not included in the computation of the battery Composite score.

Report By: Total Group